



Cabot's[®]

Exterior

Project Guide

PREMIUM WOODCARE SINCE 1877

Contents

A guide to choosing the right Exterior Product	3
Equipment needed for your Exterior Project	3
How to prepare Exterior Timber	4
How to complete a Decking Project	5
Decking Products	6-7
How to complete an Outdoor Furniture Project	8
Outdoor Furniture Products	9
How to complete an Exterior Timber Project	10
Windows, weatherboards, fences, doors and trim	
Exterior Timber Products	11-13
Windows, weatherboards, fences, doors and trim	
Cabot's Product Guide	14-15
Cabot's Project Guide	16





About Cabot's

Cabot's Timber Finishes are the leading woodcare products in New Zealand. Since 1877 Samuel Cabot has manufactured a range of superior timber finishes. Cabot's timber finishes are made with pride and offer a comprehensive range of stains, varnishes, clear finishes, oil, and polishes for the preservation and beautification of timber around your home. Cabot's will help you to achieve a premium finish from an easy to choose range of products and provide you with step by step information on how to do the job properly.

For more information call our customer service team on 0800 222 687 or visit www.cabots.co.nz

A guide to choosing the right Exterior Product

Use the guide below to help you choose the right type of Cabot's exterior product for your project.

TYPE OF PRODUCT	FINISH/APPEARANCE	WHERE CAN THIS TYPE OF PRODUCT BE USED?	MAINTENANCE	
OILS	<ul style="list-style-type: none"> • Semi transparent, natural look • Enhances the timber grain • Matt finish 	Decks, garden furniture, pergolas, fences and gates.	Re-apply the product when colour fades or when water repellency diminishes. No sanding preparation required. Will typically require more regular maintenance than stains and varnish stains.	
STAINS	<ul style="list-style-type: none"> • Semi transparent, stronger colour • Transforms the colour of timber • Low sheen finish 	Decks and all exterior timber.	Re-apply the product when colour fades or when water repellency diminishes. No sanding preparation required. Will typically require less regular maintenance than oils.	
VARNISH STAINS	<ul style="list-style-type: none"> • Semi transparent, stronger colour • Transforms the colour of timber • Gloss finish 	Exterior timber including doors, windows, trim and garden furniture. Note – Not suitable for walk on areas.	Re-apply the product when coating shows signs of weathering. When re-applying, sanding preparation is required. Will typically require less regular maintenance than oils.	
CLEAR	<ul style="list-style-type: none"> • Transparent, natural colourless look • Enhances the timber grain • Gloss finish 	Exterior timber including doors, windows and trim. Note: Not suitable for walk on areas, outdoor furniture and broad wall application.	Re-apply the product when coating shows signs of weathering. When re-applying, sanding preparation is required. Will typically require more regular maintenance than stains and varnish stains.	

Equipment needed for your Exterior Project

Preparation

- Cabot's Deck Clean
- Water
- Bucket
- Stiff bristled scrubbing brush or broom

Note: Sanding will not be required for most projects, please refer to product labels for detailed instructions.

Product Application

- Your chosen Cabot's product
- Stirring Stick
- Quality Brush or
- Cabot's Decking Applicator (and roller tray)

Clean Up

- Water for clean up of water based products
- Mineral Turpentine for clean up of oil based products
- Rags for clean up

How to prepare Exterior Timber

Cleaning and preparing your exterior timber for coating



Before applying Cabot's Deck Clean



After applying Cabot's Deck Clean

Before you get to work coating your timber, you'll firstly need to prepare the surface. It's no secret that good preparation will ensure the best results.

Firstly consider what coatings (if any) you have on your timber already:

- If you have a new (bare timber) firstly allow the timber to weather for 4-6 weeks.
- For previously painted or varnished timber remove back to bare timber using a paint stripper, or sanding.
- For previously stained and oiled timber clean with Cabot's Deck Clean as detailed below.
- For best results on badly weathered and grey timber sand timber back to fresh substrate, then clean with Cabot's Deck Clean as detailed below.

Note: Fill holes and imperfections with a suitable timber putty.

Clean your timber with Cabot's Deck Clean:

- Apply Cabot's Deck Clean with a stiff bristled scrubbing brush or broom, this ensures your timber is totally clean of dust, dirt, wax, grease, tannins and oils before coating.
- If the timber has particularly stubborn greasy areas, rub down with mineral turps and wipe off any excess with a clean rag.

- Test if the surface is ready for coating by sprinkling water on the surface, if the water is absorbed, the timber is ready for coating. If the water beads on the surface, repeat the application of Cabot's Deck Clean.
- Remember the effort you put in at this stage will help lay a sound base to ensure long lasting results.



Cabot's Deck Clean

Product Description:	Cleans and rejuvenates new and old timber and prepares timber for coating by removing dirt, oils, grease and other contaminants
Coverage:	1 litre of Deck Clean diluted with one part water will treat 6-8m ²
Apply with:	Stiff bristled brush or broom
Rinse off after:	10-20 mins
Clean up:	Water
Use on:	All exterior timber

How to complete a Decking Project

How to apply your decking coating

Sit back and admire



Step 1

Prepare the timber

Clean timber with Cabot's Deck Clean. Follow instructions on page 4 of this guide.

Step 2

Applying the coating

- Once dry, your deck is now clean and ready for coating.
- Stir thoroughly with a broad flat paddle before and during use.
- For decking oils and stains (see page 6 and 7) it's best to use a Cabot's Decking Applicator for easy application.
- Apply liberally along the entire length of the board. Aim to coat about 2-3 boards at a time
- Apply a second coat and allow it to dry.

Note: Coat the edges and end grain of your deck thoroughly with a brush.



Step 3

Enjoy

And there you have it, a beautiful, long lasting timber deck. Be sure to reward yourself with some time to sit back and admire your results. You won't be disappointed. Your deck will look as good as new. What's more, you'll be proud to spend every opportunity you can entertaining on it.

Exterior

Decking Products

Decking Oils

Finish: Semi-transparent, natural look that enhances the timber grain. Matt finish.



Cabot's Aquadeck

Product Description:	Cabot's Aquadeck is a highly durable, low odour decking oil that is designed to provide exceptional durability to all exterior timber surfaces and lasts twice as long as traditional decking oils. Aquadeck's advanced dual technology allows natural oils to penetrate and nourish timber, then creates a durable acrylic barrier for a beautiful natural finish
Coverage:	12m ² per litre
Apply with:	Brush or Cabot's Decking Applicator
Number of Coats:	2 coats
Recoat:	2 hours
Clean up:	Water
Use on:	Decks, garden furniture, pergolas, fences & gates



Cabot's Natural Decking Oil

Product Description:	Cabot's Natural Decking Oil is a fast drying penetrating oil that nourishes and protects the timber, providing a semi-transparent matt finish
Coverage:	10m ² per litre
Apply with:	Brush or Cabot's Decking Applicator
Number of Coats:	2 coats
Recoat:	6 hours
Clean up:	Mineral Turpentine
Use on:	Decks, garden furniture, pergolas, fences & gates



Traditional on Treated Pine Traditional on Kwila Kwila on Treated Pine Kwila on Kwila



Rustic Oak ^K on Treated Pine Rustic Oak ^K on Kwila



Natural on Treated Pine Natural on Kwila Kwila on Treated Pine Kwila on Kwila



Traditional Pine on Treated Pine Traditional Pine on Kwila

Timber Stains

Finish: Semi-transparent, pigmented look that transforms the colour of timber. Low sheen finish.



Cabot's Deck & Exterior Stain (Water Based)

Product Description:	Cabot's Water Based Deck & Exterior Stain is a highly durable stain that lasts longer than traditional decking stains. It is designed to rejuvenate and transform the colour of all exterior timber, delivering a long lasting, beautiful result
Coverage:	12m ² per litre
Apply with:	Brush or Cabot's Decking Applicator
Number of Coats:	Semi-transparent (1 coat) or opaque finish (2 coats or more)
Recoat:	If more than one coat is required, 2 hours
Clean up:	Water
Use on:	Decks and all exterior timber



Cabot's Deck & Exterior Stain (Oil Based)

















































Product Description:	Cabot's Oil Based Deck & Exterior Stain is a durable stain which rejuvenates and transforms the colour of all exterior timber
Coverage:	10m ² per litre
Apply with:	Brush or Cabot's Decking Applicator
Number of Coats:	Semi-transparent (1 coat) or opaque finish (2 coats or more)
Recoat:	If more than one coat is required, 18 hours
Clean up:	Mineral Turpentine
Use on:	Decks and all exterior timber

K – Tinted off Kwila Base



Cabot's Deck and Exterior Stain Colours

For Water and Oil Based Deck & Exterior Stain products.

					
Aged Oak ^G	Beach House Grey [●]	Hunter Grey ^G	Rustic Oak ^G	Kwila [●]	New Jarrah [●]
					
Titoki ^G	Puka ^G	Blackburn ^G	Hunua ^G	Classic Walnut ^J	Liquid Amber ^J
					
Blackbean [●]	Charcoal Grey ^G	Lancewood ^G	Cedar [●]	Mission Brown ^C	Ebony ^C
					
Maungakiekie ^B	Ash Black ^B	Pigeonwood ^B	Woodhill ^G	Pirongia ^G	Waitakere ^G
					
Blue Oak ^G	Lutz River ^G	Island Grass ^G	Rewarewa ^G	Toitoti ^G	European Beech ^G
					
Ocean Drift ^G	Kingfisher ^G	Dense Forest ^G	Kaimai ^G	Puriri ^G	Oregon ^G
					
Silver Fern ^G	Kanuka ^G	Acacia Green ^G	Kahikatea ^G	Desert Tusk ^K	Golden Pine ^K
					
Violet Storm ^G	Manuka ^G	Cabbage Tree ^G	Karaka ^G	Weathered Cedar ^G	Rata ^G

G – Tinted from Beach House Grey Base **C** – Tinted from Cedar Base
K – Tinted from Kwila Base **B** – Tinted from Blackbean Base
J – Tinted from New Jarrah Base **●** – Pre-packaged colours

*All colours shown are one coat on Treated Pine

How to complete an Outdoor Furniture Project

Step 1

Cleaning and preparing your furniture

Clean timber with Cabot's Deck Clean. Follow instructions on page 4 of this guide.

Step 2

Applying the coating


- Stir thoroughly with a broad flat paddle before & during use.
- Apply Cabot's Water Based Garden Furniture Oil liberally along the length of the timber including exposed edges and end grain using a good quality brush. The initial milky colour of the product helps with even product application, drying to a semi-transparent finish.
- Apply two coats allowing 2 hours between coats.



Step 3

Maintenance

Re-apply the coating as the timber changes colour or when water repellency diminishes due to weathering.



After coating with Cabot's Water Based Garden Furniture Oil

Outdoor Furniture Products

Furniture Oils

Finish: Semi-transparent, natural look that enhances the timber grain.

Matt finish.



Cabot's Garden Furniture Oil (Water Based)

Product Description:	Cabot's Water Based Garden Furniture Oil is a highly durable, low odour exterior oil. It is designed to provide exceptional durability and lasts longer than traditional garden furniture oils. Water Based Garden Furniture Oil's advanced dual technology allows natural oils to penetrate and nourish the timber, and then creates a durable acrylic barrier for a beautiful natural finish
Coverage:	12m ² per litre
Apply with:	Brush
Number of Coats:	2 coats
Recoat:	2 hours
Clean up:	Water
Use on:	Timber garden furniture, BBQ trolleys & benches



New Natural on Kwila



Before applying Cabot's Deck Clean



Cabot's Deck Clean

Product Description:	Cleans and rejuvenates new and old timber and prepares timber for coating by removing dirt, oils, grease and other contaminants
Coverage:	1 litre of Deck Clean diluted with one part water will treat 6-8m ²
Apply with:	Stiff bristled brush or broom
Rinse off after:	10-20 mins
Clean up:	Water
Use on:	All exterior timber



After applying Cabot's Deck Clean

How to complete an Exterior Timber Project

Windows, weatherboards, fences, doors and trim

Step 1

Cleaning and preparing your exterior timber

Clean timber with Cabot's Deck Clean and prepare timber according to instructions on page 4 of this guide. Some sanding may be required, refer to product label instructions for further detail.

Step 2


Applying the coating

- Once dry, your timber is now clean and ready for coating.
- Stir thoroughly with a broad flat paddle before and during use.
- Apply the product liberally with a good quality brush, using smooth strokes evenly along the timber grain.
- Apply a second or third coat (where required) and allow it to dry. Note: coat the edges and end grain of your deck thoroughly with a brush.

Step 3

Maintenance

Re-apply as per product label instructions when the coating shows signs of weathering.



Exterior Timber Products

Windows, weatherboards, fences, doors and trim


Timber Clears

Finish: Transparent, natural colourless look that enhances the timber grain. Gloss finish.



Cabot's Exterior Clear (Marine Grade)

Product Description:	Cabot's Exterior Clear is a durable, marine grade polyurethane that provides protection and shine without hiding the grain. It provides resistance against weathering and moisture damage and contains the latest ultra-violet absorber technology to maximise gloss, performance and durability. The exterior durable technology means only 3 coats are required as opposed to 5 or more coats that may be needed for some other products
Coverage:	12m ² per litre
Apply with:	Brush or spray gun
Number of Coats:	3 coats
Recoat:	12 hours
Clean up:	Mineral Turpentine
Use on:	Exterior Timber including doors, windows and trim



Note: Not suitable for walk on areas, outdoor furniture and broad wall application.

Timber Stains

Finish: Semi-transparent, pigmented look that transforms the colour of timber. Low sheen or Gloss finish.



Cabot's Deck & Exterior Stain (Water Based)

Product Description:	Cabot's Water Based Deck & Exterior Stain is a highly durable stain that lasts longer than traditional decking stains. It is designed to rejuvenate and transform the colour of all exterior timber, delivering a long lasting, beautiful result
Coverage:	12m ² per litre
Apply with:	Brush or Cabot's Decking Applicator
Number of Coats:	Semi-transparent (1 coat) or opaque finish (2 coats or more)
Recoat:	If more than one coat is required, 2 hours
Clean up:	Water
Use on:	Decks and all exterior timber



Cabot's Deck & Exterior Stain (Oil Based)

Product Description:	Cabot's Oil Based Deck & Exterior Stain is a durable stain which rejuvenates and transforms the colour of all exterior timber
Coverage:	10m ² per litre
Apply with:	Brush or Cabot's Decking Applicator
Number of Coats:	Semi-transparent (1 coat) or opaque finish (2 coats or more)
Recoat:	If more than one coat is required, 18 hours
Clean up:	Mineral Turpentine
Use on:	Decks and all exterior timber

For Cabot's Deck and Exterior Stain colours, see page 7.

Exterior Timber Products

Windows, weatherboards, fences, doors and trim

Timber Stains

Finish: Semi-transparent, pigmented look that transforms the colour of timber.
Low sheen or Gloss finish

Cabot's Exterior Varnish Stain



Product Description:	Cabot's Exterior Varnish Stain is a combined semi-transparent stain and varnish that is highly durable and provides protection, colour and shine without hiding the grain. The exterior durable technology means only 3 coats are required as opposed to 5 or more coats, which may be needed for some other products
Coverage:	12m ² per litre
Apply with:	Brush or spray gun
Number of Coats:	3 coats
Recoat:	2 hours
Clean up:	Water
Use on:	Exterior timber including doors, windows, trim and garden furniture



Note: Not suitable for walk on areas.





Cabot's Exterior Varnish Stain Colours



Ash Black



Copper



Dark Cedar



Toitoi



Mamaku



Mission Brown



Terracotta



Maple



Weathered Cedar



Tree Fern



Punga



Cherry



Light Cedar



Traditional Pine



Totara Leaf



Burnt Teak




Pohutakawa



Barley



Pine Green



Dusken Sky



*All colours shown on Cedar. All colours tinted from Clear Tint Base.

Exterior Cabot's Product Guide

PRODUCT TYPE	PRODUCT	DESCRIPTION	WHERE TO USE	PREPARATION PRODUCTS
OILS	 CABOT'S AQUADECK	Cabot's Aquadeck is a highly durable, low odour decking oil that is designed to provide exceptional durability to all exterior timber surfaces and lasts twice as long as traditional decking oils.	Decks, garden furniture, pergolas, fences and gates	Cabot's Deck Clean
	 CABOT'S NATURAL DECKING OIL	Cabot's Natural Decking Oil is a fast drying penetrating oil that nourishes and protects the timber.	Decks, garden furniture, pergolas, fences and gates	Cabot's Deck Clean
	 CABOT'S GARDEN FURNITURE OIL (WATER BASED)	Cabot's Water Based Garden Furniture Oil is a highly durable, low odour exterior oil. It is designed to provide exceptional durability and lasts longer than traditional garden furniture oils.	Timber garden furniture, BBQ trolleys and benches	Cabot's Deck Clean
STAINS	 CABOT'S DECK & EXTERIOR STAIN (WATER BASED)	Cabot's Water Based Deck & Exterior Stain is a highly durable stain that lasts longer than traditional decking stains. It is designed to rejuvenate and transform the colour of all exterior timber, delivering a long lasting, beautiful result and is available in 48 great colours.	Decks and all exterior timber	Cabot's Deck Clean
	 CABOT'S DECK & EXTERIOR STAIN (OIL BASED)	Cabot's Oil Based Deck & Exterior Stain is a durable stain which rejuvenates and transforms the colour of all exterior timber and is available in 48 great colours.	Decks and all exterior timber	Cabot's Deck Clean
	 CABOT'S EXTERIOR VARNISH STAIN	Cabot's Exterior Varnish Stain is a combined semi-transparent stain and varnish that is highly durable and provides protection, colour and shine without hiding the grain.	Exterior timber including doors, windows, trim and garden furniture**	Cabot's Deck Clean
CLEAR	 CABOT'S EXTERIOR CLEAR	Cabot's Exterior Clear is a durable, marine grade polyurethane that provides protection and shine without hiding the grain. It provides resistance against weathering and moisture damage and contains the latest ultra-violet absorber technology to maximise gloss, performance and durability.	Exterior timber including doors, windows and trim*	Cabot's Deck Clean
PREPARATION	 CABOT'S DECK CLEAN	Cleans and rejuvenates new and old timber and prepares timber for coating by removing dirt, oils, grease and other contaminants.	All exterior timber	—

	FINISH/ APPEARANCE	APPLY WITH	APPROX. COVERAGE RATE	NUMBER OF COATS	RE-COAT TIME	CLEAN UP WITH	SIZES AVAILABLE
	<ul style="list-style-type: none"> · Semi transparent, natural look · Enhances the timber grain · Matt finish 	Brush or Cabot's Decking Applicator	12 m ² per litre	2	2 hours	Water	1L, 5L, 10L
	<ul style="list-style-type: none"> · Semi transparent, natural look · Enhances the timber grain · Matt finish 	Brush or Cabot's Decking Applicator	10 m ² per litre	2	6 hours	Mineral Turpentine	1L, 5L, 10L
	<ul style="list-style-type: none"> · Semi transparent, natural look · Enhances the timber grain · Matt finish 	Brush	12 m ² per litre	2	2 hours	Water	1L
	<ul style="list-style-type: none"> · Semi transparent, pigmented · Transforms the colour of timber · Low sheen finish 	Brush or Cabot's Decking Applicator	12 m ² per litre	1-2	2 hours	Water	1L, 5L, 10L
	<ul style="list-style-type: none"> · Semi transparent, pigmented · Transforms the colour of timber · Low sheen finish 	Brush or Cabot's Decking Applicator	10 m ² per litre	1-2	18 hours	Mineral Turpentine	1L, 5L, 10L
	<ul style="list-style-type: none"> · Semi transparent, pigmented · Transforms the colour of timber · Gloss finish 	Brush or spray gun	Up to 12 m ² per litre	3	2 hours	Water	1L, 4L
	<ul style="list-style-type: none"> · Transparent, natural colourless look · Enhances the timber grain · Gloss finish 	Brush or spray gun	Up to 12 m ² per litre	3	12 hours	Mineral Turpentine	500mL, 1L
	—	Stiff bristled brush or broom	1 litre of Deck Clean diluted with one part water will treat 6-8m ²	1 Severe stains and tannin rich timbers may require a stronger mix or repeat applications.	10-20 mins	Water	1L, 4L

*Not suitable for walk on areas, outdoor furniture and broad wall application. **Not suitable for walk on areas.

Cabot's Project Guide

										PAGE NUMBER
CABOT'S EXTERIOR FINISHES	CABOT'S AQUADECK	CABOT'S NATURAL DECKING OIL	CABOT'S DECK & EXTERIOR STAIN (OIL BASED)	CABOT'S DECK & EXTERIOR STAIN (WATER BASED)	CABOT'S GARDEN FURNITURE OIL	CABOT'S EXTERIOR CLEAR	CABOT'S EXTERIOR VARNISH STAIN	CABOT'S DECK CLEAN	CABOT'S DECKING APPLICATOR	
Decking	✓	✓	✓	✓				✓	✓	5-7
Outdoor Furniture	✓	✓	✓	✓	✓		✓	✓		8-9
Fences, Screens and gates	✓	✓	✓	✓		✓	✓	✓		10-13
Pergolas	✓	✓	✓	✓		✓	✓	✓		10-13
Trellis	✓	✓	✓	✓		✓	✓	✓		10-13
Weather-boards			✓	✓			✓	✓		10-13
Doors			✓	✓		✓	✓	✓*		10-13
Windows			✓	✓		✓	✓	✓*		10-13
Page Number	6	6	6, 12	6, 12	9	10	12	4, 9	5	


*Avoid contact with glass

There's always so much to do around your home!

Visit our website for some great product advice and step by step project footage.

For more information please visit www.cabots.co.nz or contact our Customer Service team on 0800 222 687.

www.cabots.co.nz



Colours shown in this guide are as close as possible to actual colours. Please note: Due to limitations of the printing process, photographic and printed images may not represent the true colour. Printed on FSC Certified Paper.

© Cabot's, and Aquadeck are registered trademarks. ™The Squares Device is a trademark. Cabot's New Zealand, 150 Hutt Park Road, Lower Hutt, NZ.